

# VSDL



V - S T E E L D - L U G



## MAIN FEATURES

- Superb cut resistance
- Long tread life
- Exceptional casing durability
- Enhanced stability and riding comfort

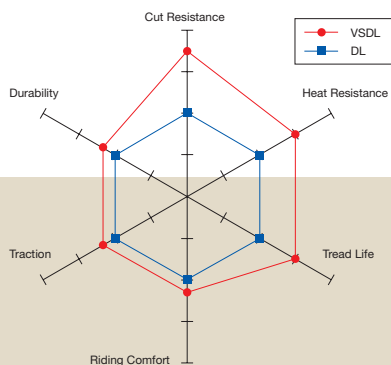
### VSDL

Tyre size	Star rating	TRA code
8.25R15	*2	L5
10.00R15	*2	L5
14.5R15	*2	L5
12.00R20	*2	L5
17.5R25	*1 *2	L5
20.5R25	*1 *2	L5
23.5R25	*1 *2	L5
26.5R25	*1 *2	L5
29.5R25	*1 *2	L5
29.5R29	*1 *2	L5
35/65R33	*1 *2	L5
45/65R39	*1	L5
45/65R45	*1 *2	L5
55.5/80R57	*2	L5

# BRIDGESTONE OFF-THE-ROAD TYRES

## VSDL V-STEEL D-LUG (L5)

VSDL (V-Steel D-Lug) off-the-road radial tyres with extra-deep tread patterns are specially designed for loaders and dozers operating on extremely rocky surfaces such as in underground mines, open pits and quarries.



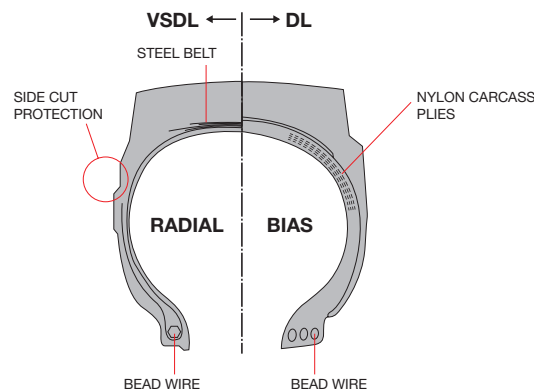
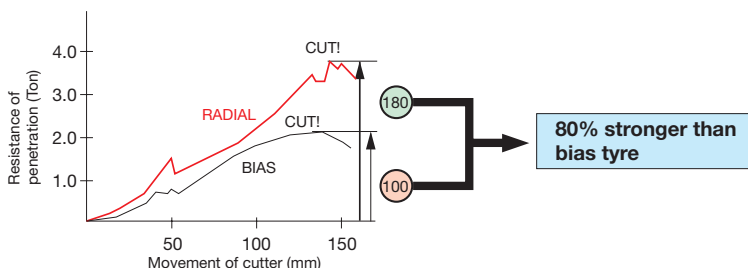
**NEW**

8.25R15~1200R20  
VSDL Radial

Other sizes  
VSDL Radial

### Excellent cut resistance

Multi-ply steel belts and unique shape optimally prevents the tread and side-walls from cutting.



Tyre Size	Star Rating	Type	Recommended Rim/Flange Height	Approximate Inflated Dimensions								OTD
				OD		OW		SLR		SLW		
				inch	mm	inch	mm	inch	mm	inch	mm	
8.25R15	*2	T/T	6.50T	34.6	880	9.8	248	15.9	405	11.2	285	48.0
10.00R15	*2	T/T	7.50V	35.6	905	11.3	287	16.4	416	13.0	330	48.0
14.5/R15	*2	T/L	11.00/1.5	35.4	899	14.1	359	16.3	413	16.2	412	48.0
12.00R20	*2	T/T	8.50V	46.0	1,168	12.6	320	21.2	538	14.1	359	57.0
17.5R25	*1 *2	T/L	14.00/1.5	55.1	1,400	17.3	440	25.2	639	19.5	495	68.0
20.5R25	*1 *2	T/L	17.00/2.0	61.1	1,552	20.9	531	27.7	704	23.0	583	78.0
23.5R25	*1 *2	T/L	19.50/2.5	65.8	1,672	23.9	608	29.7	755	26.7	677	87.0
26.5R25	*1 *2	T/L	22.00/3.0	70.5	1,790	26.9	684	31.4	797	30.0	761	95.5
29.5R25	*1 *2	T/L	25.00/3.5	75.8	1,925	30.2	766	33.7	855	33.3	846	104.0
29.5R29	*1 *2	T/L	25.00/3.5	79.1	2,008	30.2	766	35.4	900	33.7	856	104.5
35/65R33	*1 *2	T/L	28.00/3.5	81.7	2,075	34.6	880	36.1	917	37.4	951	95.0
45/65R39	*1	T/L	32.00/4.5 (36.00/4.5)	101.6	2,580	42.3	1,074	43.9	1,116	47.4	1,205	116.0
45/65R45	*1 *2	T/L	36.00/4.5	107.5	2,730	44.2	1,123	46.8	1,188	50.2	1,274	111.5
55.5/80R57	*2	T/L	44.00/6.0	147.2	3740	55.5	1410	64.3	1634	63.6	1616	125.5

Note: T/T: Tubed type T/L: Tubeless type

Specifications are subject to change without notice.



Bridgestone Europe NV/SA  
http://www.bridgestone-eu.com